

People born in the European Economic Area (EEA) living in REMOTE RURAL AREAS¹

Census Analysis

This analysis focuses on residents based on their country of birth as the 2011 Census did not include a question on nationality. It should be noted that people born abroad may later acquire British nationality.

EEA countries include EU member countries at March 2011 (excluding the UK in this data) and Norway, Iceland and Liechtenstein. Within the EEA area there is free movement of people, goods, services and capital in the European Single Market.

- In the 2011 Census, 2% (4,000 people) of the population of remote rural areas (167,000 people) were born in a country in the EEA.
- In 2011, a higher proportion of the EEA-born population in remote rural areas was of working age (16-64 years) (78%; 3,100 people), compared with 62% (104,000 people) of the overall population of remote rural areas.
- In 2011, a higher proportion of EEA-born residents in remote rural areas aged 16 and over were in employment (73%; 2,600 people) compared with the total population aged 16 and over of remote rural areas (59%; 81,600 people).
- The proportion of the EEA-born residents of remote rural areas aged 16-74 with a degree level qualification in 2011 was 44% (1,500 people). The proportion of all people aged 16-74 in remote rural areas with a degree level qualification was lower at 29% (35,300 people).

¹ Based on the [Scottish Government 8-fold urban rural classification](#).

Table 1: Country of birth by urban rural 8-fold classification, Scotland, 2011

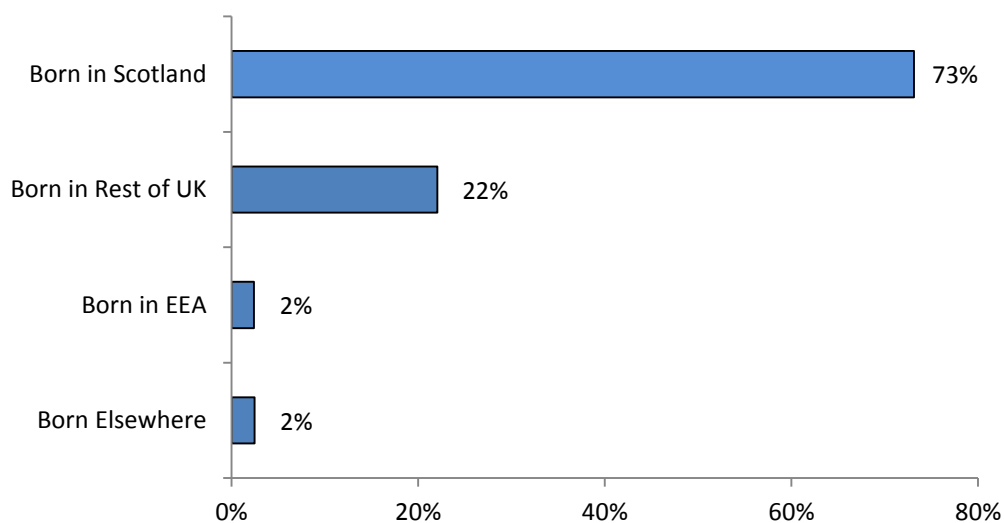
	All people	Born in Scotland	Born in rest of UK	Born in the EEA (1)	Born elsewhere
Number of people:					
Scotland	5,295,403	4,411,884	514,235	159,923	209,361
Large urban areas	1,823,189	1,460,407	148,536	83,224	131,022
Other urban areas	1,861,851	1,644,276	131,738	43,369	42,468
Accessible small towns	491,901	421,004	51,280	9,101	10,516
Remote small towns	115,282	95,563	14,116	3,363	2,240
Very remote small towns	68,091	58,135	7,046	1,581	1,329
Accessible rural areas	615,313	496,273	92,544	12,076	14,420
Remote rural areas	167,428	122,406	36,909	4,006	4,107
Very remote rural areas	152,348	113,820	32,066	3,203	3,259
Percentage of Scotland total:					
Scotland	100	100	100	100	100
Large urban areas	34	33	29	52	63
Other urban areas	35	37	26	27	20
Accessible small towns	9	10	10	6	5
Remote small towns	2	2	3	2	1
Very remote small towns	1	1	1	1	1
Accessible rural areas	12	11	18	8	7
Remote rural areas	3	3	7	3	2
Very remote rural areas	3	3	6	2	2

(1) EEA countries include EU member countries at March 2011 (excluding the UK) and Norway, Iceland and Liechtenstein.

Percentage of EEA-born residents

According to the 2011 Census, 2% (4,000 people) of the population of remote rural areas were born in the EEA. The corresponding proportion for the whole of Scotland was 3% (160,000 people).

Figure 1: Percentage of residents by country of birth, remote rural areas, 2011

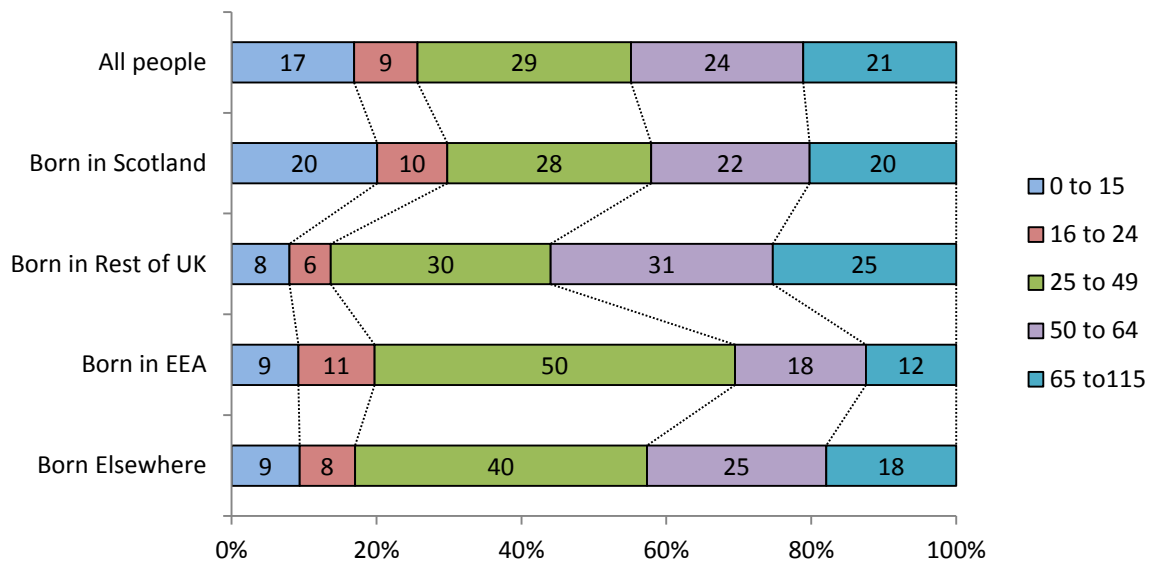


Source: Scotland's Census 2011, National Records of Scotland (NRS)

Age profile of EEA-born residents

In 2011, 78% (3,100 people) of EEA-born residents in remote rural areas were aged 16-64 years, compared with 62% (104,000 people) of the whole population of remote rural areas. Only 12% (500 people) of EEA-born residents were aged 65 years or over, compared with 21% (35,300 people) of the whole population.

Figure 2: Percentage of the population in each age group by country of birth, remote rural areas, 2011

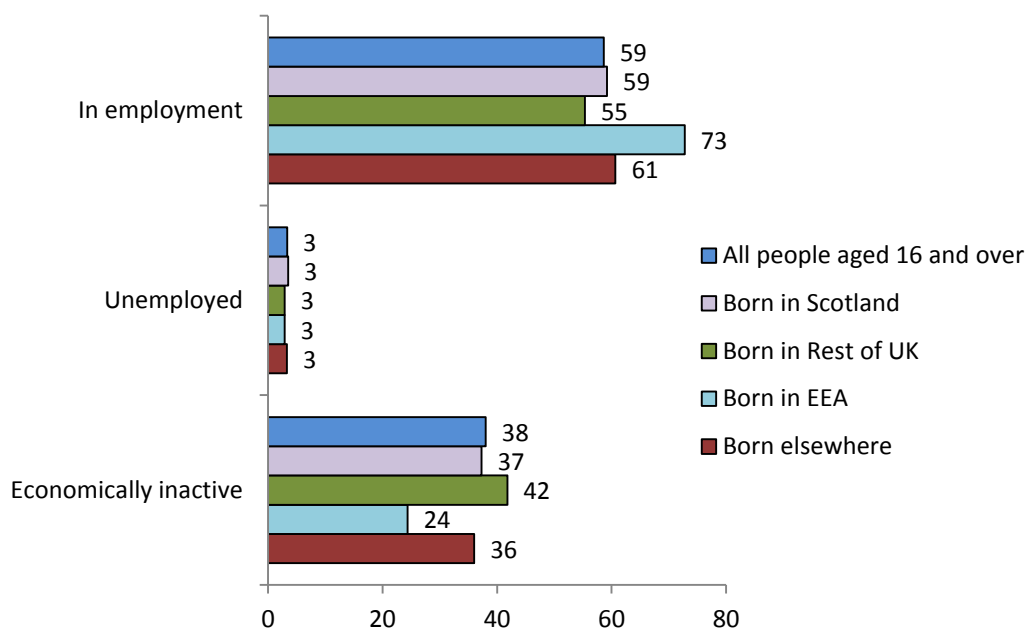


Source: Scotland's Census 2011, National Records of Scotland (NRS)

Economic activity

According to the 2011 Census, a higher proportion of EEA-born residents in remote rural areas aged 16 and over were in employment (73%; 2,600 people) compared with the total population aged 16 and over of remote rural areas (59%; 81,600 people). A smaller proportion of EEA-born residents were economically inactive² (24%; 890 people) compared with the total population (38%; 52,900 people).

Figure 3: Percentage of people aged 16 and over in each category of economic activity by country of birth, remote rural areas, 2011



Source: Scotland's Census 2011, National Records of Scotland (NRS)

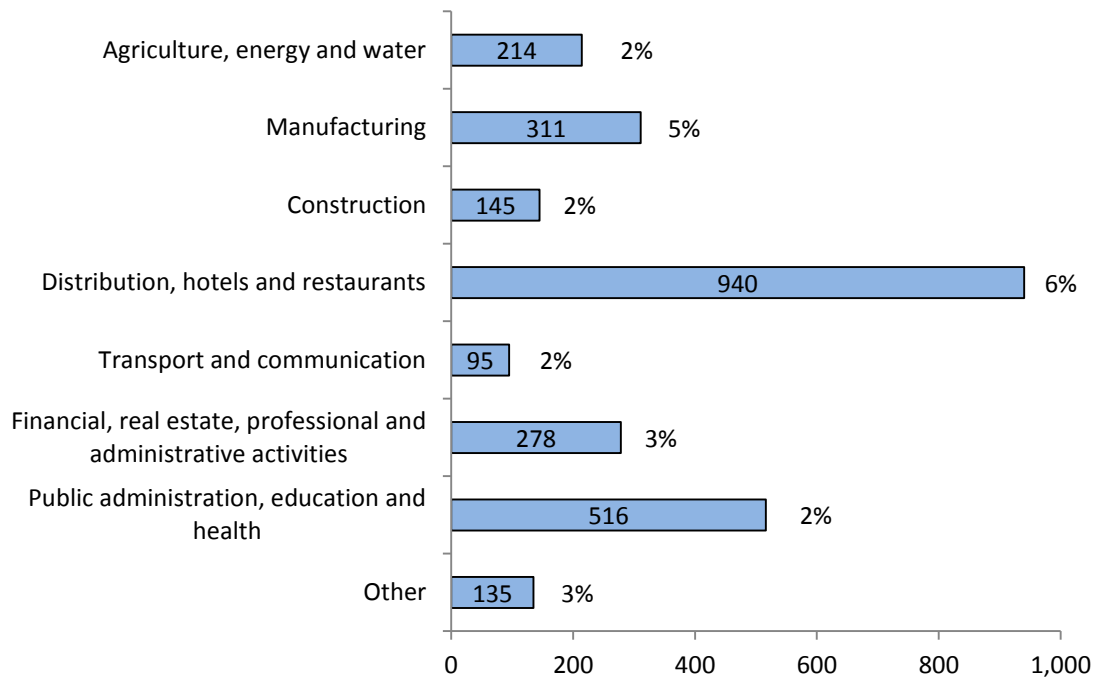
² Economic inactive people include: students not seeking employment, people who are retired, and other people not seeking employment (such as those who are long-term sick or disabled or who are looking after a home or family).

Industry of employment

According to the 2011 Census, in remote rural areas the industrial sector with the largest number of EEA-born people aged 16 to 74 in employment was distribution, hotels and restaurants.

EEA-born people made up 3% (2,600 people) of all residents of remote rural areas aged 16-74 in employment in 2011 (80,800 people). The industrial sector in which this proportion was highest was distribution, hotels and restaurants (6%).

Figure 4: Number of people aged 16-74 born in the EEA who work in each industrial sector and percentage of that sector's workforce, remote rural areas, 2011

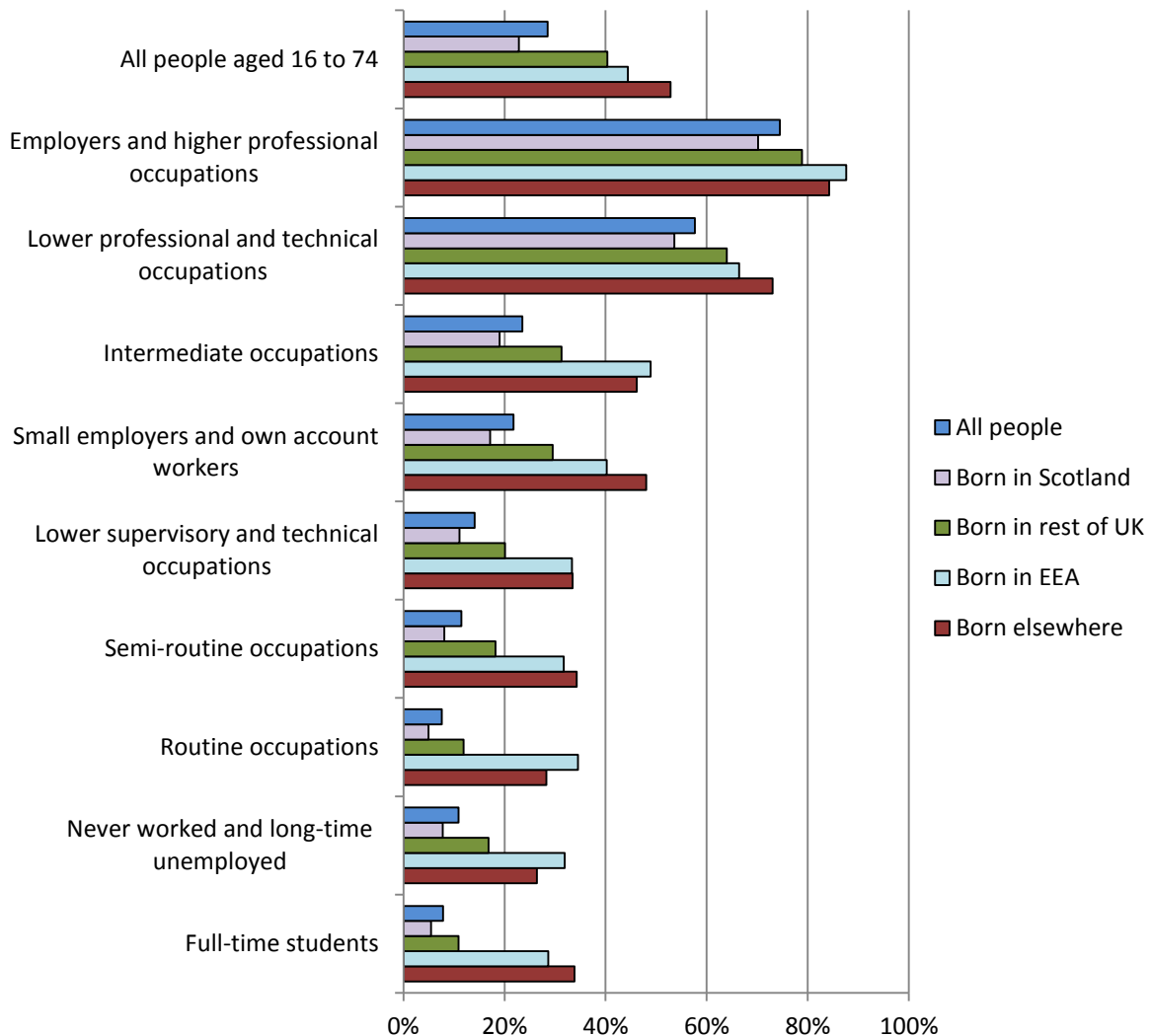


Source: Scotland's Census 2011, National Records of Scotland (NRS)

National Statistics Socio-economic classification (NS-SeC) and education

In remote rural areas in 2011, a higher proportion of EEA-born residents held a degree level qualification (44%; 1,500 people) than of the overall population (29%; 35,300 people). This qualification gap tended to be greater at lower level occupation categories.

Figure 5: Percentage of people aged 16-74 with a degree level qualification³ in each NS-SeC⁴ category by country of birth, remote rural areas, 2011



Source: Scotland's Census 2011, National Records of Scotland (NRS)

³ In the 2011 Census, this is defined as Level 4 and above and includes: Degree, Postgraduate qualifications, Masters, PhD, SVQ level 5 or equivalent; Professional qualifications (for example, teaching, nursing, accountancy); Other Higher Education qualifications not already mentioned (including foreign qualifications).

⁴ The National Statistics Socio-economic Classification (NS-SeC) provides an indication of socio-economic position based on occupation. It is an Office for National Statistics standard classification.