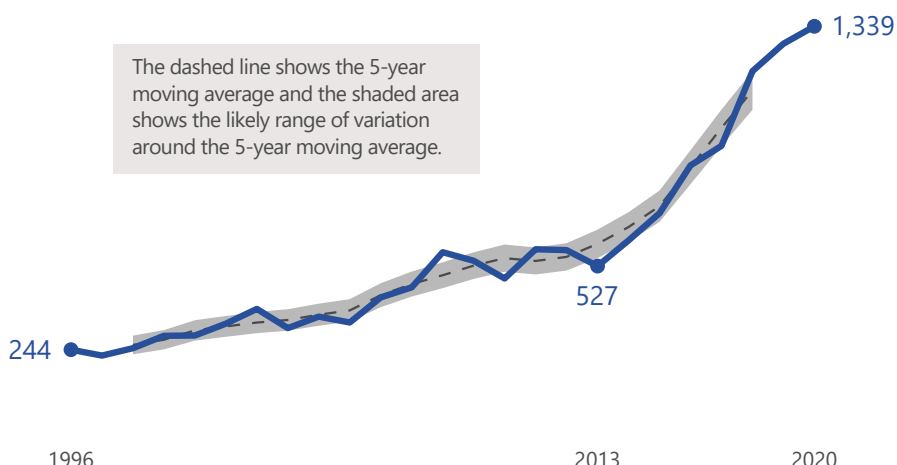


## Drug-related deaths continue to increase

In 2020 there were 1,339 drug-related deaths, a 5% increase on the previous year and the largest number ever recorded. Drug-related deaths have been increasing since 1996 but since 2013 the upward trend has been steeper.

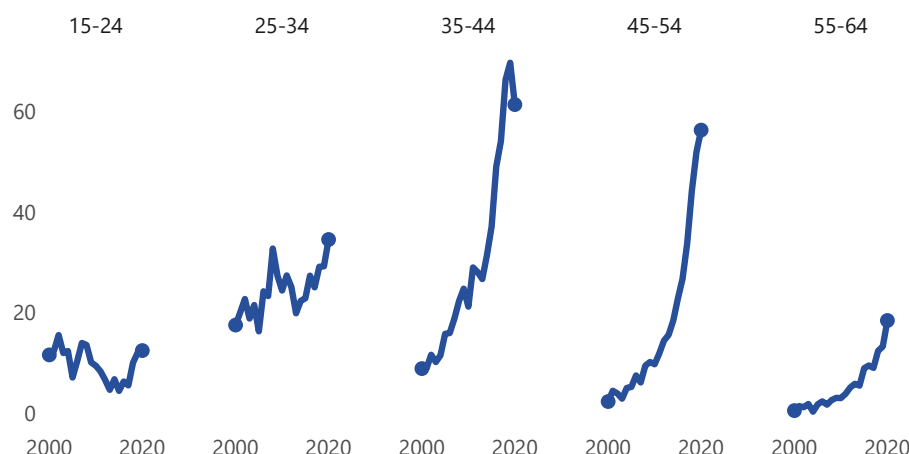
Drug-related deaths, 1996 to 2020



## Largest increase was in 35-54 year olds

Most of the recent increase in drug related death rates\* has occurred in the 35-44 year old and 45-54 year old age groups.

Drug-related death rates\* by age group, 2000 to 2020

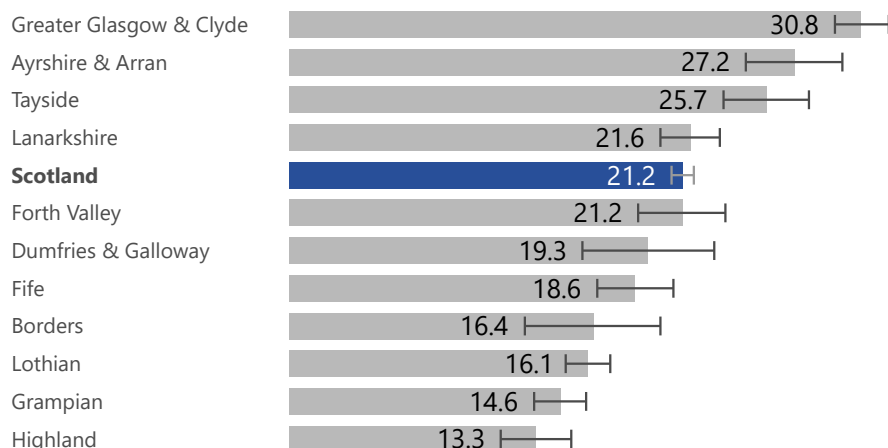


\* Deaths per 100,000 people

## Death rates vary geographically

Greater Glasgow & Clyde had the highest death rate\* at 30.8 per 100,000 population, followed by Ayrshire & Arran and Tayside with rates of 27.2 and 25.7 per 100,000 population respectively.

Drug-related death rates\* by NHS Board area, 2016 to 2020



\* Age-standardised rates per 100,000 population. Rates not shown for areas with fewer than 10 deaths.