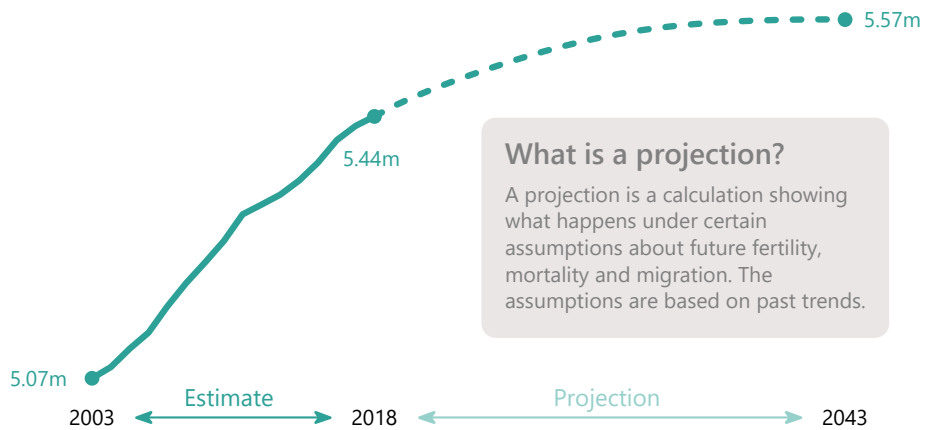


Scotland's population is projected to continue increasing

In the 25 years to mid-2043, Scotland's population is projected to grow by 2.5% to 5.57 million. The rate at which the population increases over the period is projected to slow, and is slower than has been seen in recent years.

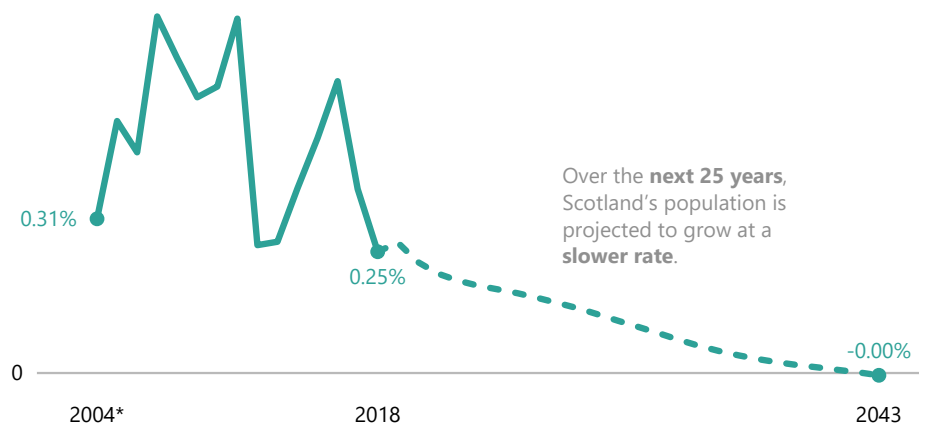
Number of people



The rate of population increase is projected to slow

The rate of population increase has slowed recently, and is projected to continue doing so. If the projections are realised, growth could stall by mid-2043.

Annual population growth (percent)

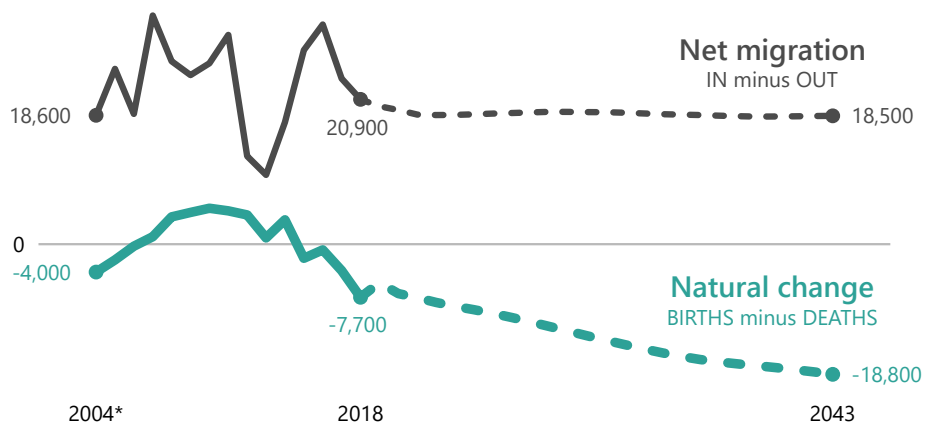


* Each data point is a year from July to June. So 2004 means July 2003 to June 2004.

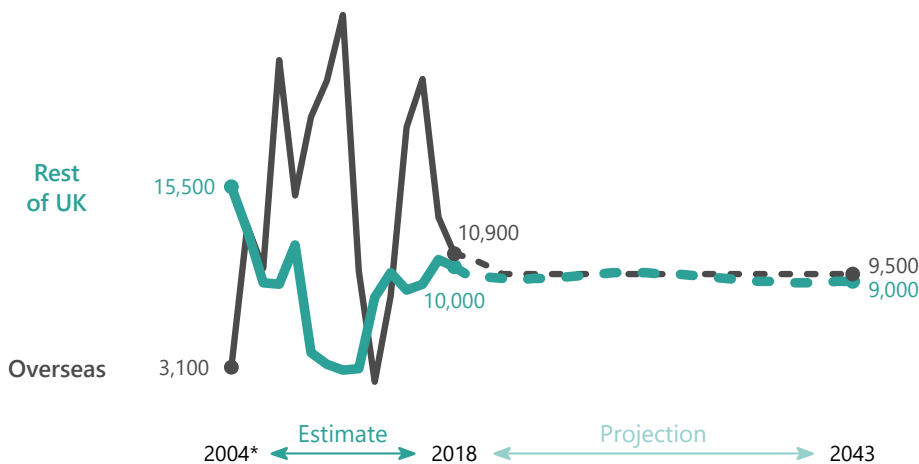
All population growth is projected to come from migration

Natural change (births minus deaths) is projected to fall to lower levels than have ever previously been recorded. Inward migration is projected to be the only source of population growth.

Number of people



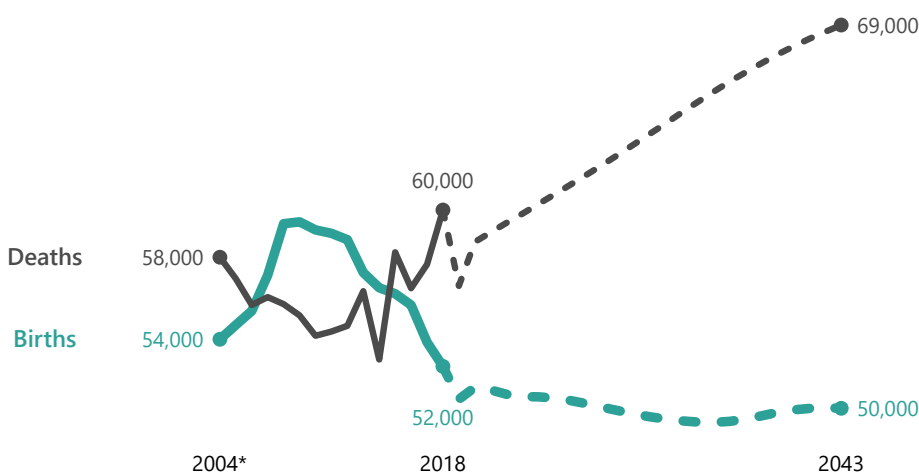
Net migration (IN minus OUT)



More people projected to move to Scotland than leave

Net migration is projected to be positive with more people moving to Scotland than leaving. In the 25 years to mid-2043, 51% of net migration is projected to come from overseas and 49% from the rest of the UK.

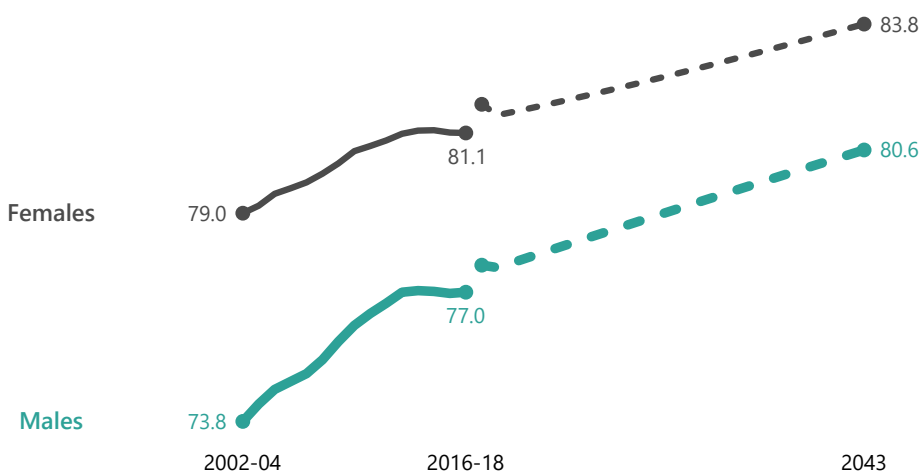
Number of births and deaths



More deaths than births are projected

The number of deaths is projected to rise as the 'baby boomer' generation reaches end of life. The number of births is projected to fall slightly. As deaths exceed births each year, there is no natural population growth.

Life expectancy



Life expectancy projected to increase for men and women

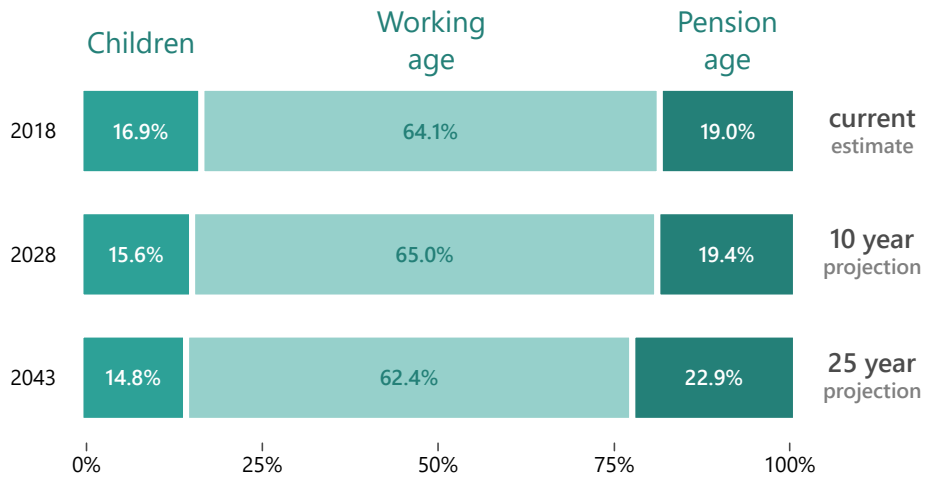
Life expectancy at birth is projected to increase to 83.8 years for females and 80.6 years for males by 2043. The projections for life expectancy increase at a slower rate than previous projections, due to the recent stall.

Scotland's population is ageing

The proportion of the population who are of pensionable age is projected to increase, reaching 22.9% by mid-2043. The proportion who are working age is projected to decrease.

* State Pension Age is scheduled to change during the projection, and this has been taken into account.

Projected population by age group



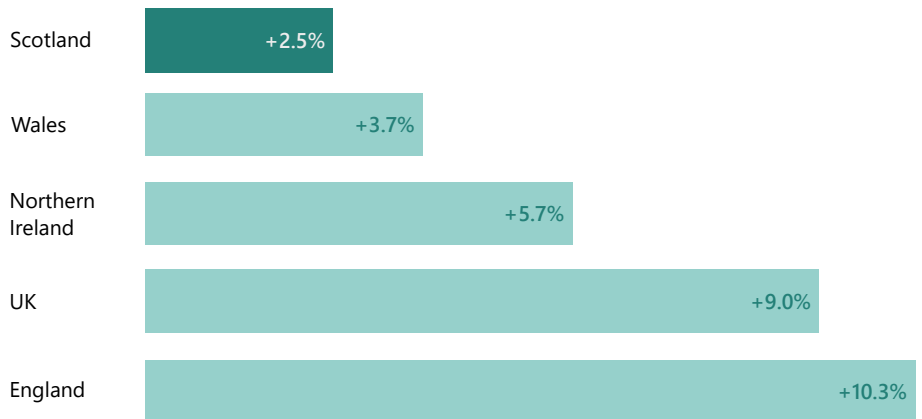
UK projected to grow faster than Scotland

The UK population is projected to grow to 72.4 million by mid-2043 (increase of 9.0%).

If these projections were realised, Scotland will have the lowest population growth in the UK.

Scotland's share of the UK population could fall from 8.2% to 7.7%.

Projected population change



Projected change varies under different assumptions

Variant projections show what the effects on the population could be under different plausible assumptions about fertility, mortality and migration.

Projected population under different assumptions

