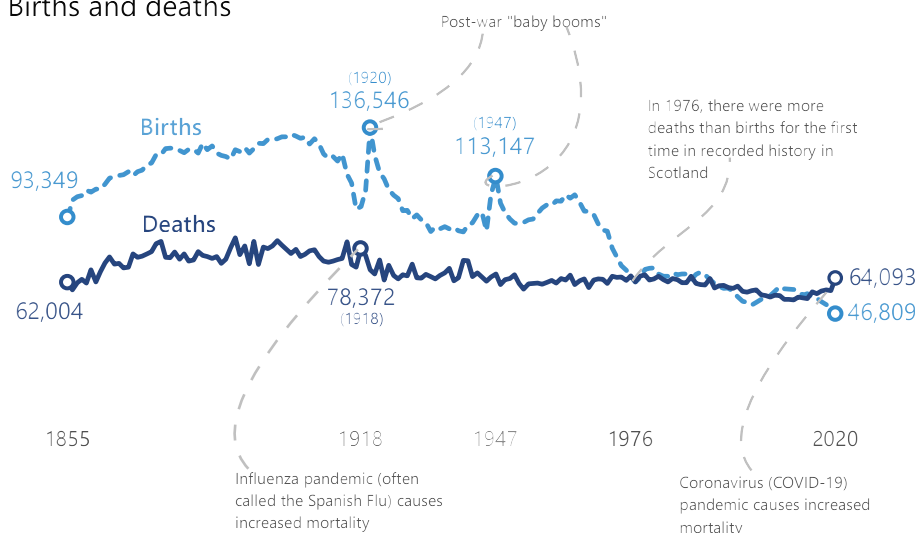


Deaths at 32 year high while births are lowest ever

Deaths rose by nearly 6,000 (10%) between 2019 and 2020, and were 6,300 (11%) above the five-year average.

Births fell to the lowest ever recorded level in 2020, and were more than 3,000 (6%) lower than in 2019. Births were 5,900 (11%) lower than the five-year average.

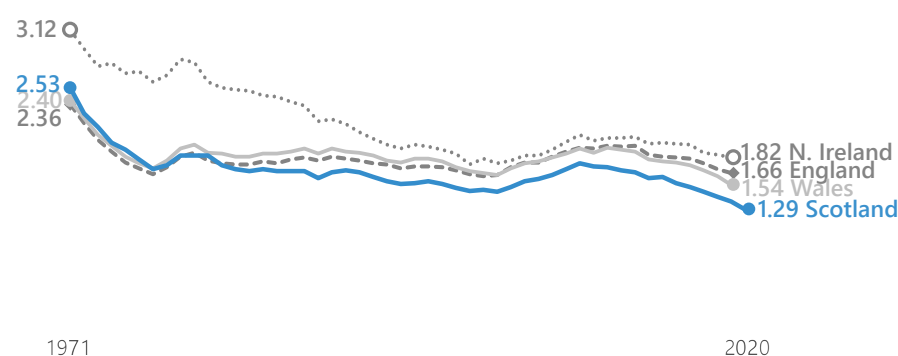
Births and deaths



Scotland has the UK's lowest fertility rate

Until the early 1970s, Scotland's total fertility rate (TFR) was slightly higher than that for England and Wales. However, since the early 1980s, Scotland's TFR has dropped steadily and is now the lowest of the UK countries.

Total UK fertility rates, UK countries*



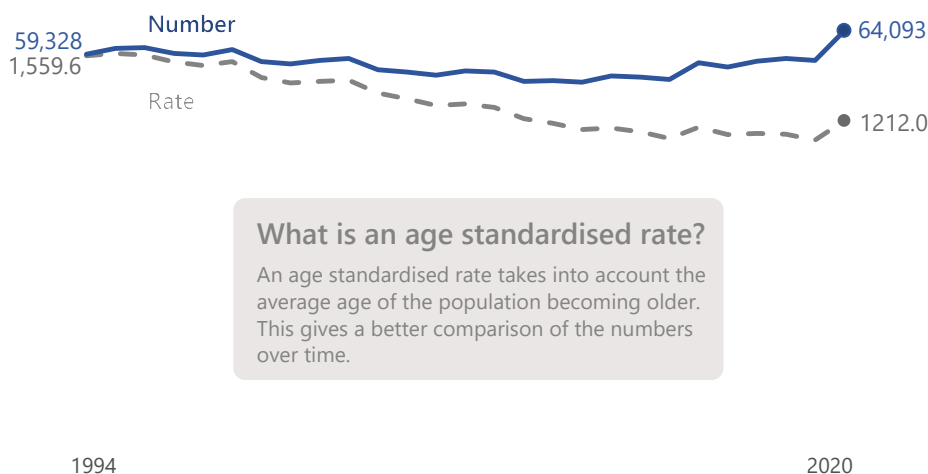
* Data for England, Wales and Northern Ireland available up until 2019

Mortality rate increases in 2020

Taking into account population size and age structure, the mortality rate increased in Scotland by 9% in 2020.

Mortality rates have generally reduced over time, although there had been little change between 2012 and 2019. The increase in 2020 takes the rate back to 2009 levels.

Deaths, numbers and rates



What is an age standardised rate?
An age standardised rate takes into account the average age of the population becoming older. This gives a better comparison of the numbers over time.