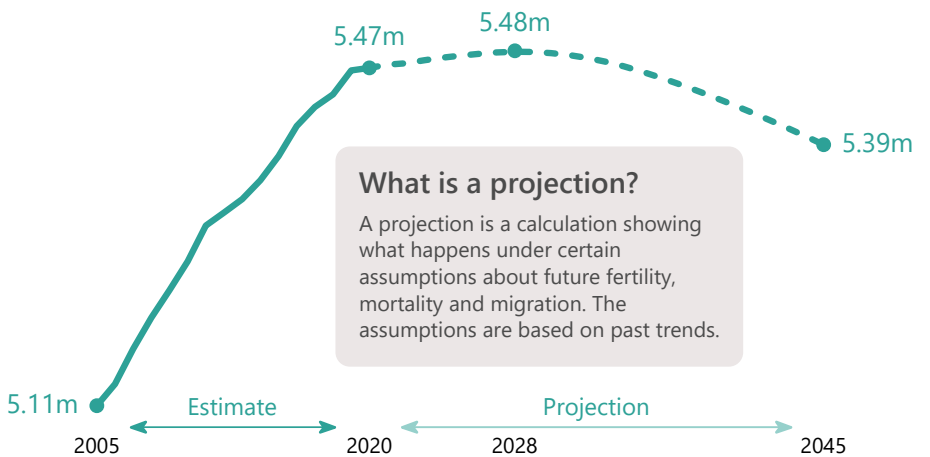


Scotland's population is projected to continue increasing until 2028, and then to fall

Scotland's population is projected to grow by 0.3% to 2028. Between 2029 and 2045 the projections show a decrease in population of 1.8%. These are the first recent projections to show a decline in population.

Number of people



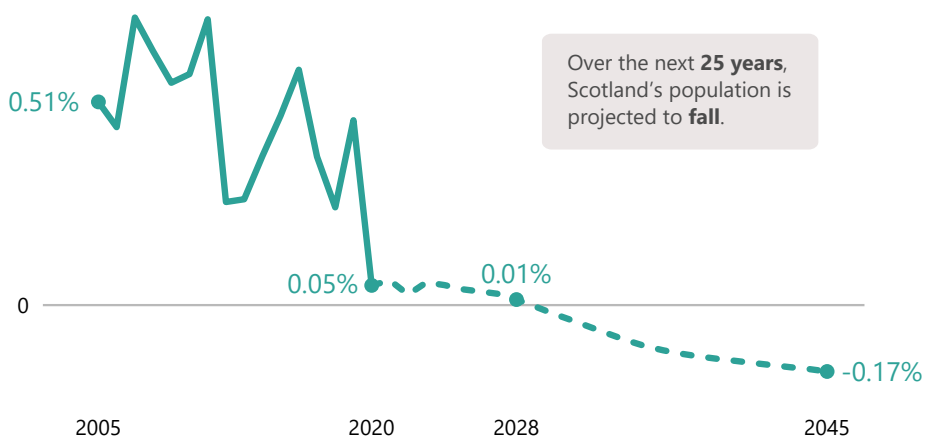
What is a projection?

A projection is a calculation showing what happens under certain assumptions about future fertility, mortality and migration. The assumptions are based on past trends.

The rate of population change will move from an increase to a decrease

The rate of population increase has slowed recently, and the projections show the population starting to fall.

Annual population change (percent)

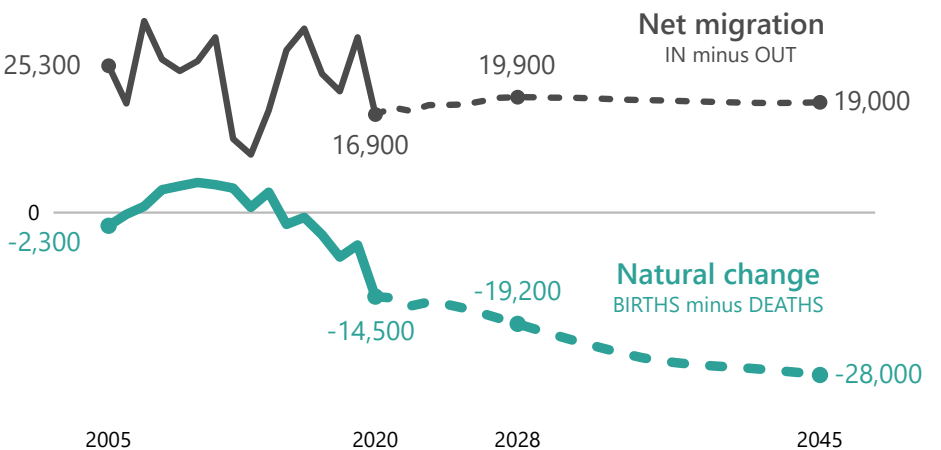


* Each data point is a year from July to June. So 2005 means July 2004 to June 2005.

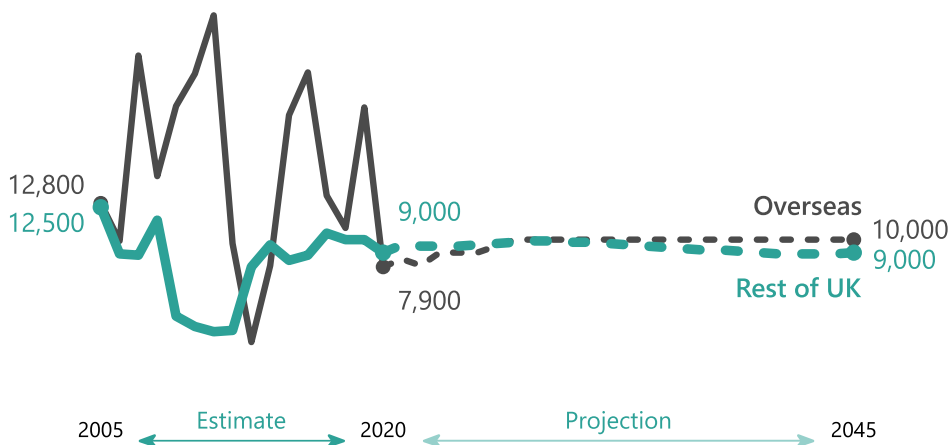
Migration is showing a different trend to births and deaths

Natural change is projected to fall to lower levels than have ever previously been recorded. Migration is projected to be the only source of population gain. 2028 is the last year where migration offsets natural change. After that the population is projected to fall.

Number of people



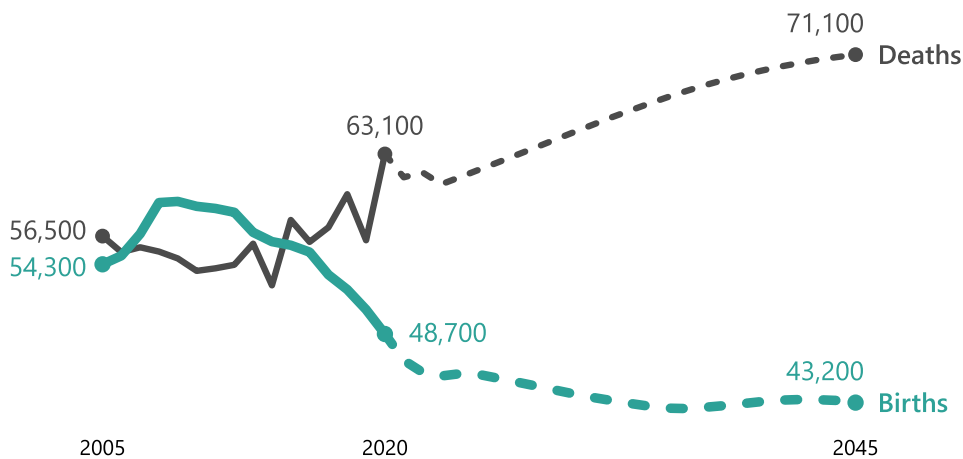
Net migration (IN minus OUT)



More people are projected to move to Scotland than leave

Net migration is projected to remain positive with more people moving to Scotland than leaving. Migration is evenly split between overseas and the rest of the UK.

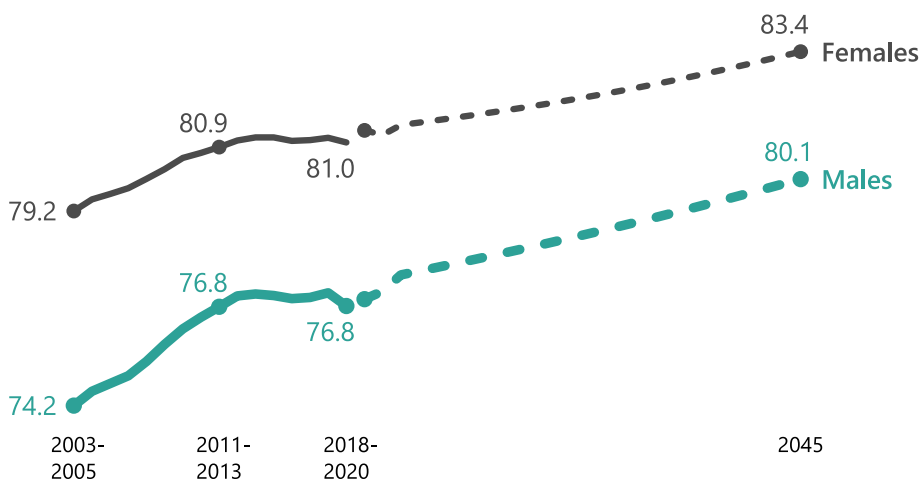
Number of births and deaths



More deaths than births are projected

The number of deaths has been increasing largely due to the ageing population. The number of births has been falling as people have fewer children. The gap between births and deaths is projected to widen each year.

Life expectancy



Life expectancy is higher for females than for males

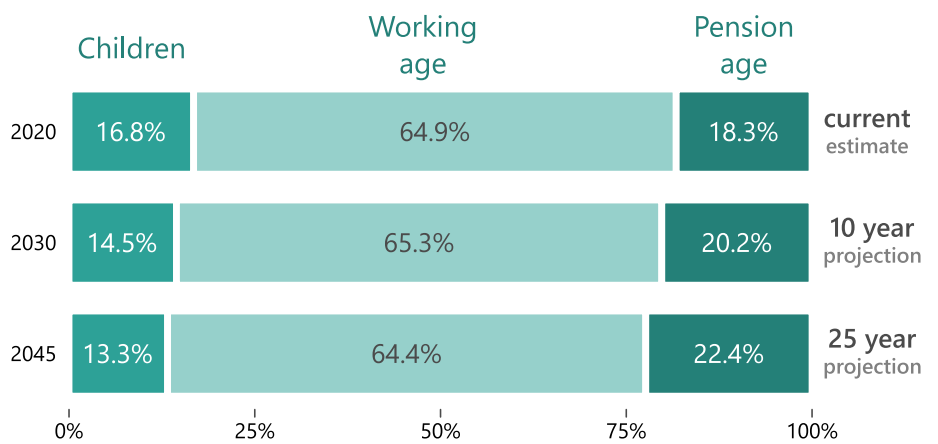
Life expectancy was increasing steadily, but this has stalled in recent years. The projections show life expectancy increasing again, but at a slower rate than previous projections.

* Figures up to 2018-2020 are based on three years of data. The projections are based on single years.

Scotland's population is ageing

The proportion of the population who are of pensionable age is projected to increase, reaching 22.4% by mid-2045. Children under 16 fall from 16.8% of the total population to 13.3% by mid-2045. The working age population is more stable at around 65% throughout.

Projected population by age group

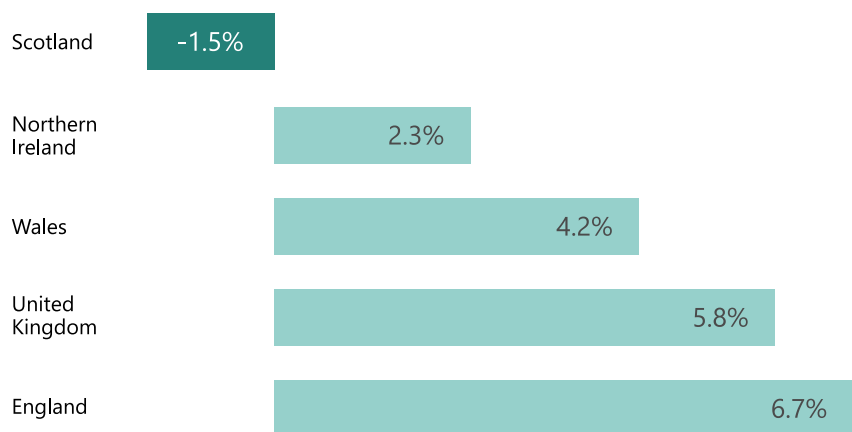


* State Pension Age is scheduled to change during the projection, and this has been taken into account.

Scotland is the only UK nation where the population is projected to fall

The UK population is projected to grow by 5.8% by 2045, which is lower than previous projections. This is compared to a 1.5% decrease for Scotland. If these projections were realised, Scotland's share of the UK population could fall from 8.1% to 7.6% by 2045.

Projected population change, 2020 to 2045



The 2020-based projections are lower than previous projections

The last two sets of projections have been lower than previous ones. This is mainly due to them including lower fertility rates.

Comparisons with previous projections

